



National Agriculture
Market

USER GUIDE

Mobile Application V1.3

Small Farmers' Agri-Business
Consortium



Contents

GETTING STARTED.....	3
Register and download mobile app.....	3
Installation Procedure.....	4
Home Screen.....	6
About NAM.....	7
Enrolled Mandis.....	8
Commodities.....	9
Price.....	10
Notifications.....	11
Find Nearby Mandi.....	12
Registration Page.....	13
TRADER MODULE.....	15
Home Screen.....	15
Bidding.....	16
Bidding Process.....	17
Winner List.....	18
My Bid History.....	19
Pending Invoices.....	20
Gate Entry.....	21
Advance Demand.....	22
Feedback.....	23
COMMISSION AGENT (CA) MODULE.....	24
Home Screen.....	24
My Lots History.....	1
Lot Progress.....	2
Feedback.....	3
FARMER MODULE.....	4
Home Screen.....	4
My Lots.....	6



My Trade History.....	7
Lots for Consent.....	8
Lot Progress.....	9
Gate Entry.....	10
Advanced Demand.....	11
Feedback.....	12

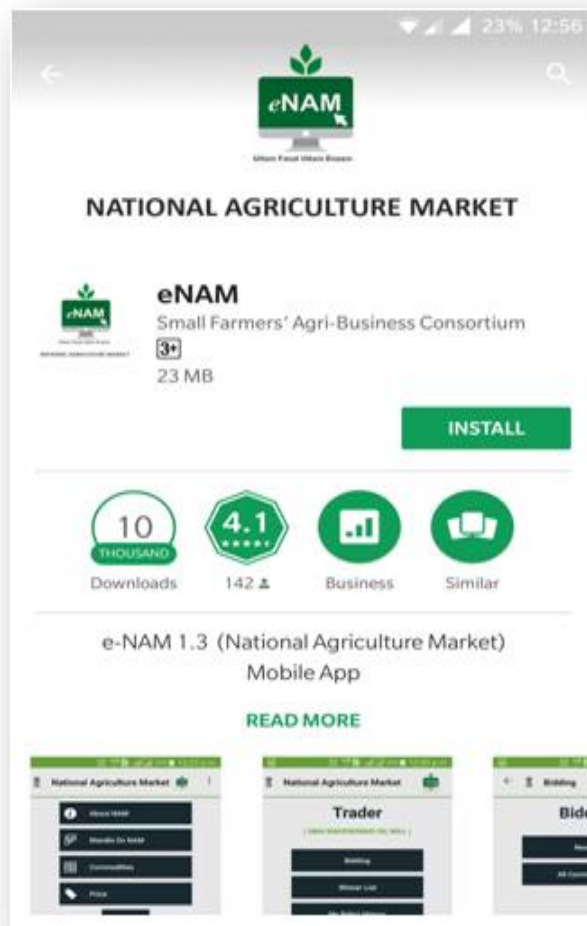


National Agriculture Market mobile application

GETTING STARTED

Register and download mobile app

- Open Google play store and search for eNAM. Link as follows:
<https://play.google.com/store/apps/details?id=in.gov.enam>
- Download the app and install in the smart phone
- Snapshot of the display in Google Play store





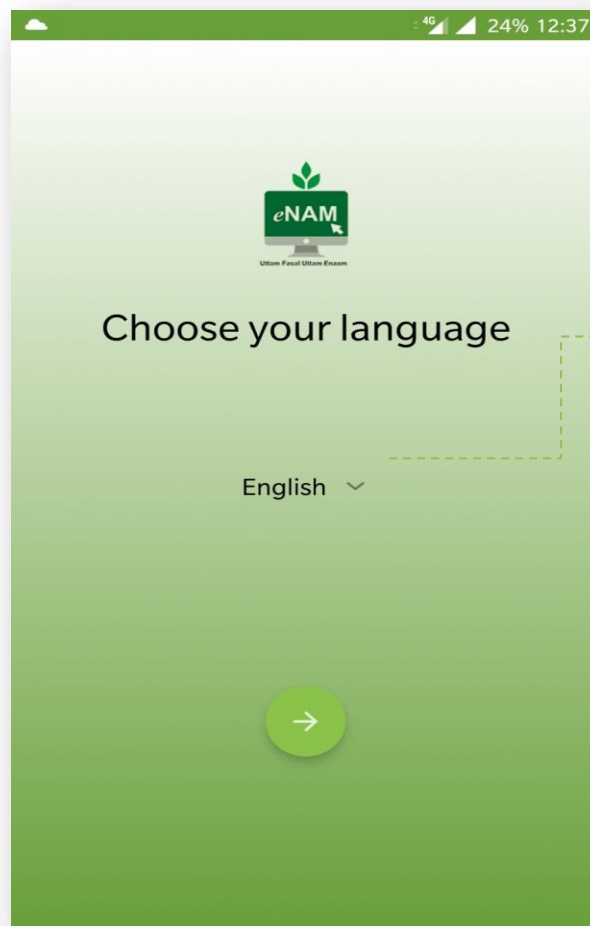
Installation Procedure

Choosing language

After the download click on the app to see the below screen with option to select the desired language.

The following languages are available to choose from:

- English
- Hindi
- Gujarati
- Telugu
- Oriya
- Marathi



Choose language of choice from the dropdown



Accepting Terms

User is required to accept "EULA" as part of installation procedure and move forward to Home Screen



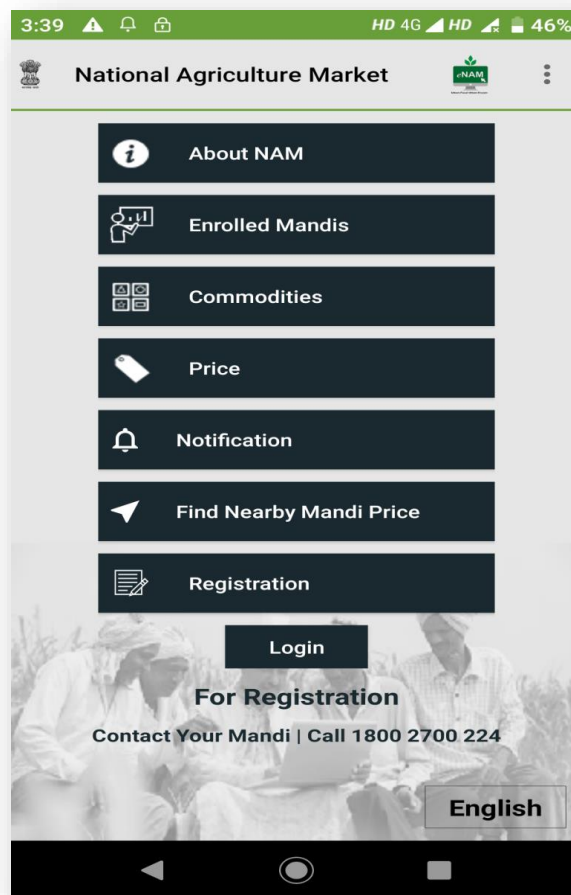
Accept terms to go to next step



Home Screen

Home screen of the application has options available as below

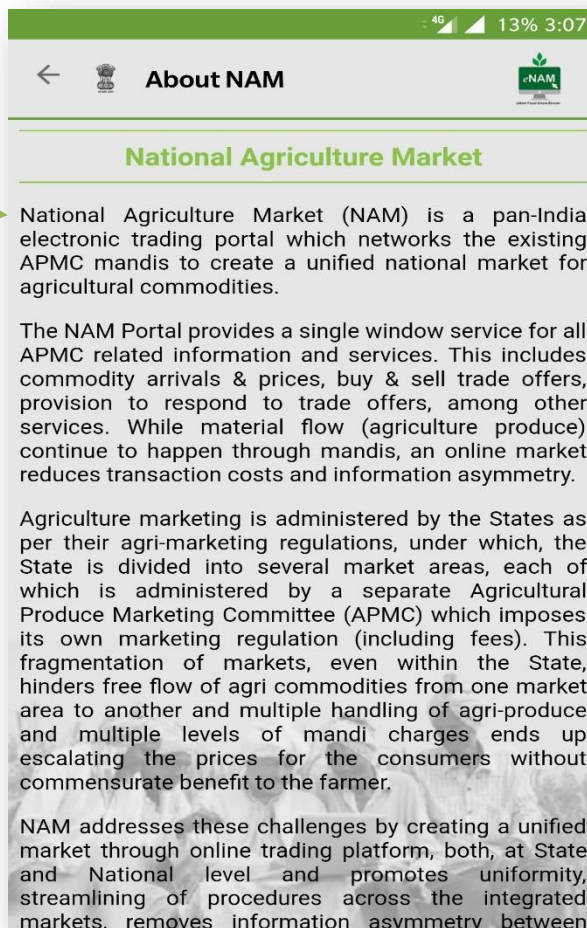
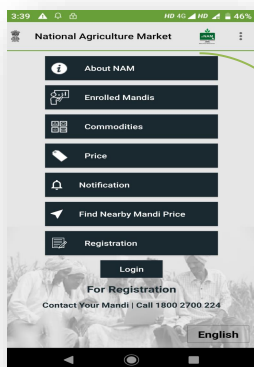
- About NAM
- Enrolled Mandis
- Commodities
- Price
- Registration





About NAM

Describes about National Agriculture Market and its objectives. Current scenario of agriculture marketing and regulations in states are also briefed.

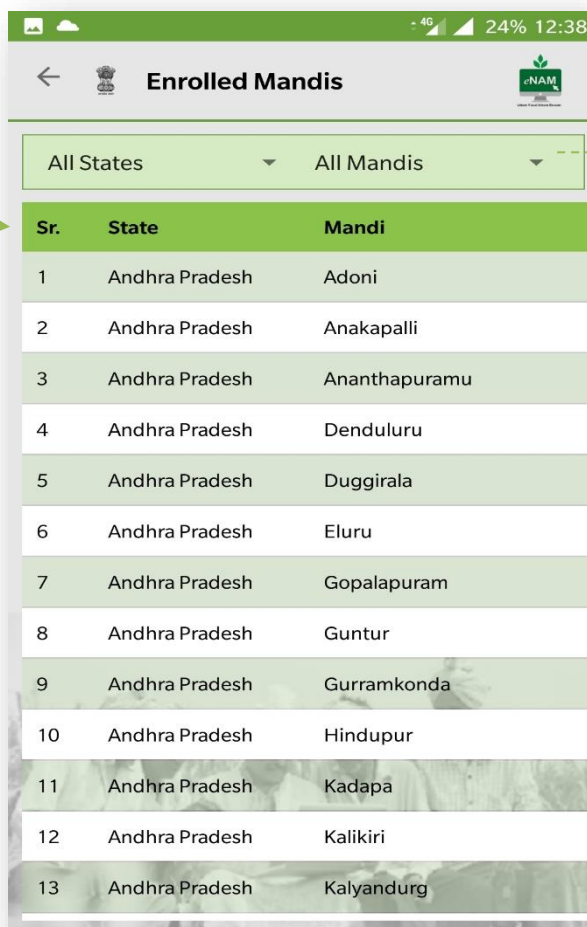
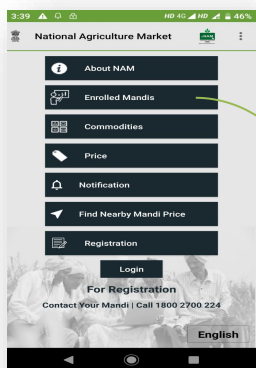


Scroll down for more information



Enrolled Mandis

Total APMC's (mandis) enrolled under eNAM are enlisted here. 1000 APMC's from 18 states 3 UT's are on eNAM platform currently, list of which are displayed here state-wise as drop down option.

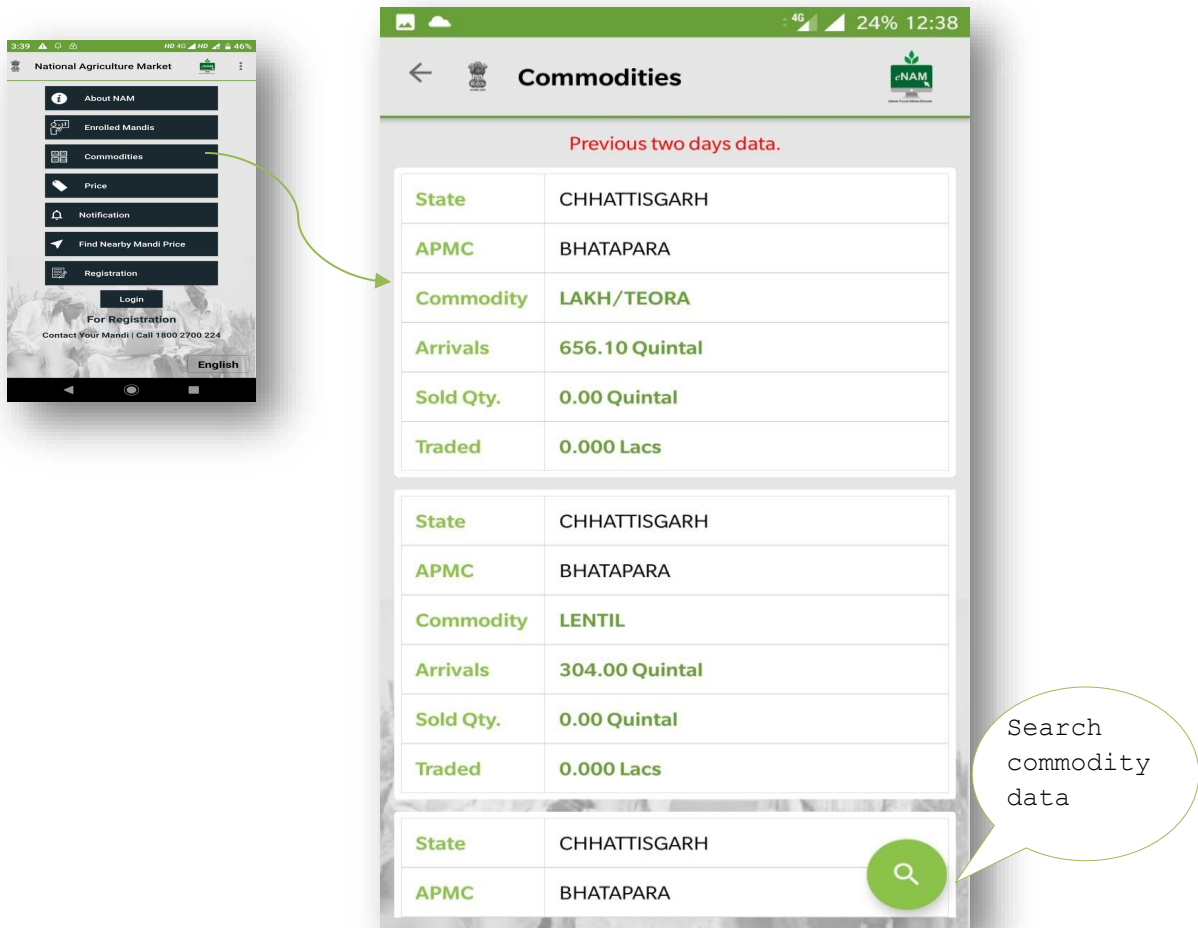


Allows selection of State and Mandis under eNAM



Commodities

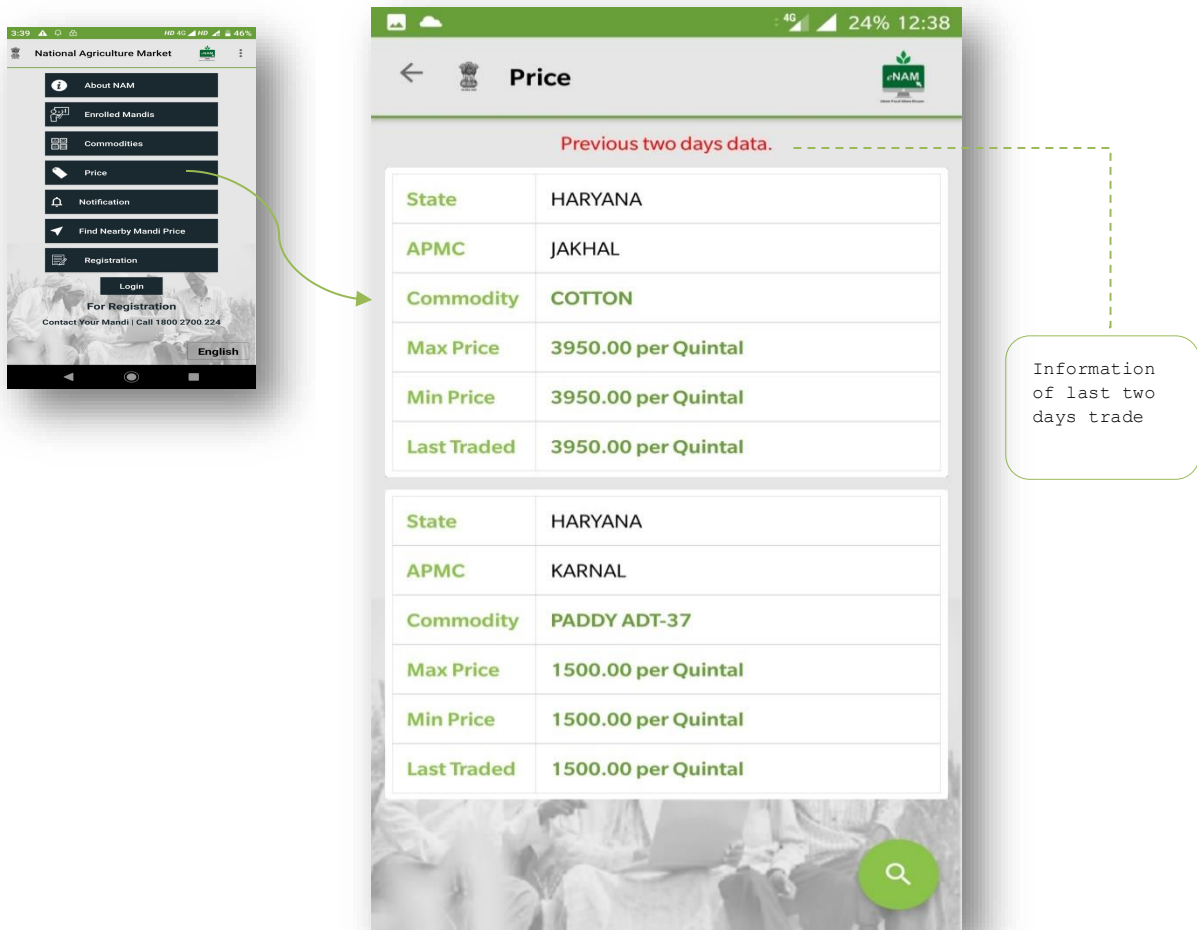
This option allows access to view details of information on all the traded commodities that have been traded in the last two days. In addition, this option enlists all the approved commodities in the project. Mandi and the corresponding commodities along with arrival quantity can be viewed. By clicking the search button on the bottom right corner, the user will be able to access information of last two days from the current data.





Price

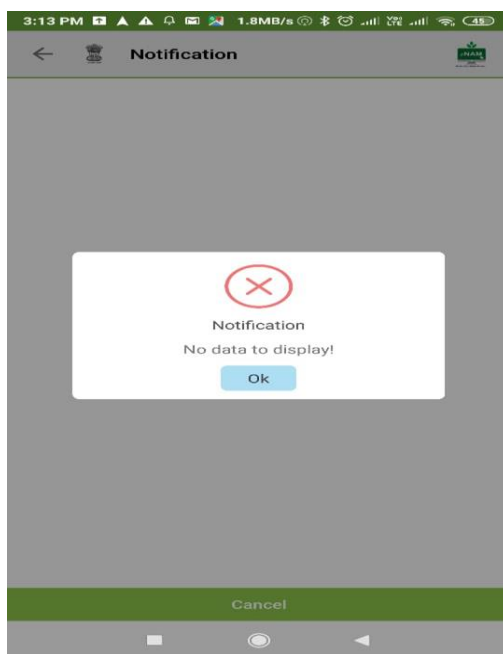
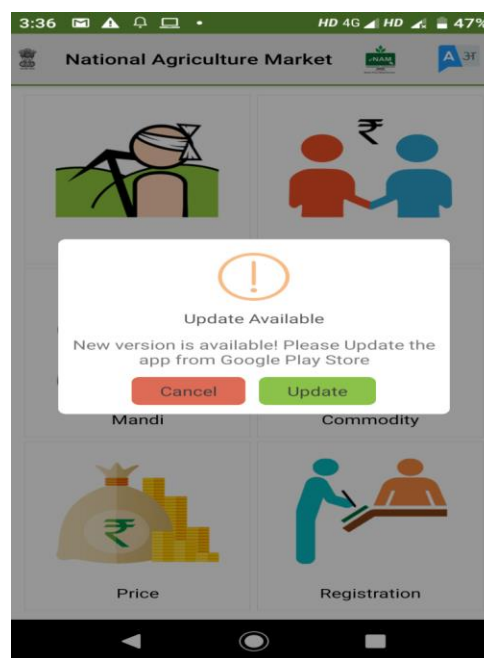
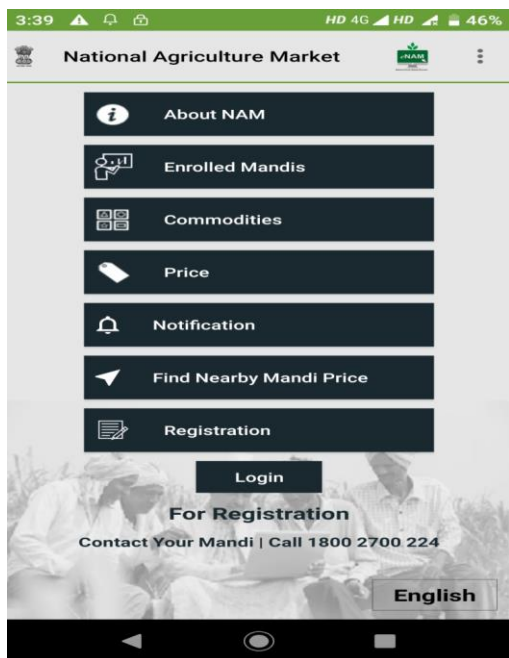
The price button fetches complete information on commodity prices with quintal as the unit that were traded during the last two days. An option to fetch information State wise, APMC wise and Commodity wise is provided.





Notifications

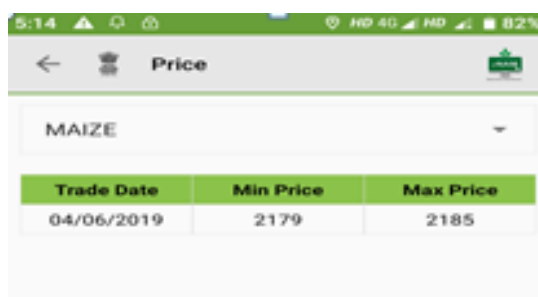
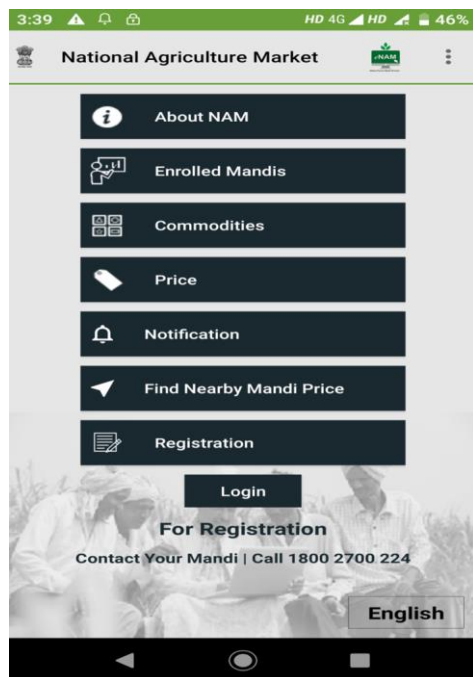
Mobile Push Notification Service is used to get the recent notifications. User can find the notifications of Updates, Features, Prices, Bidding Time, etc.





Find Nearby Mandi

GPS Based Price Prediction feature is used to locate the nearest mandis within 100 KM radius and also find the Max and Min Price of the Commodities. User on clicking Find Nearby Mandi Price on eNAM app Farmer will be navigated to nearby mandi page where he/she can see mandis within 100 KM. User can select any of mandi from the list by clicking on direction farmer will get the directions to the opted mandi. Farmer can also check the prices.





Registration Page

Stake holders (Seller/Farmer, Buyer, Commission Agents and Service providers) can register themselves from the mobile app. Registration can be done at state level and mandi level. On successful registration, user is notified via SMS/email that were provided at the time of registration along with login credentials.

Registration

Registration Level * State Mandi

Registration Type *
Select Type

Personal Details

Title *
Select Title

First Name *
Enter First Name

Middle Name
Enter Middle Name

Last Name *
Enter Last Name

Gender *
Select Gender

Date of Birth *

Cancel Submit

State and Mandi level registrations

Drops down to select Farmer, Trader, CA or Service Provider

Scroll down further to complete uploading identity proofs and submit



5:33 PM

Registration

Photo Id Type *
Select Type

Photo Id Number *
Enter Photo Id Number

Mobile Number *
Enter Mobile Number

Email Id *
Enter Email Id

Registration Acknowledgement
 Get SMS Get Email

Account Holder Name(As per bank details) *
Enter Account Holder

Bank Name *
Enter Bank Name

Bank Account Number *

Cancel Submit



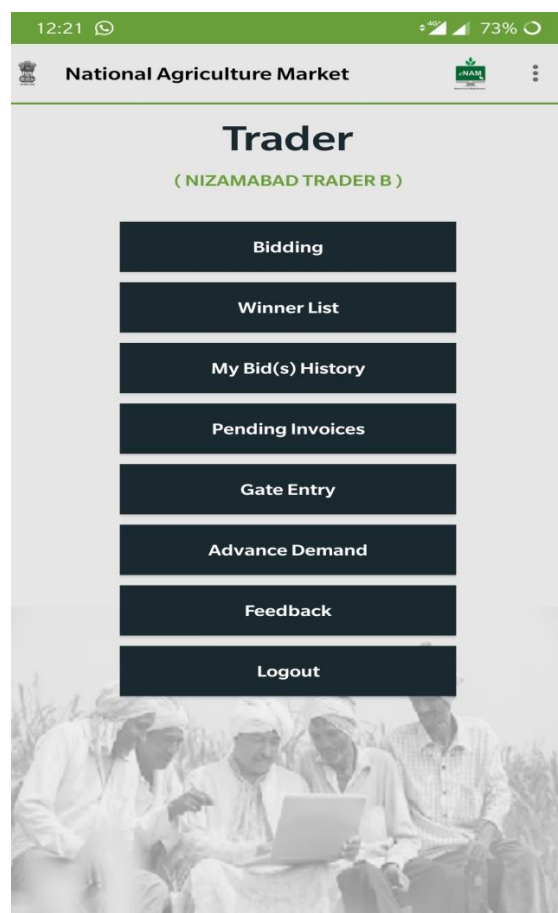
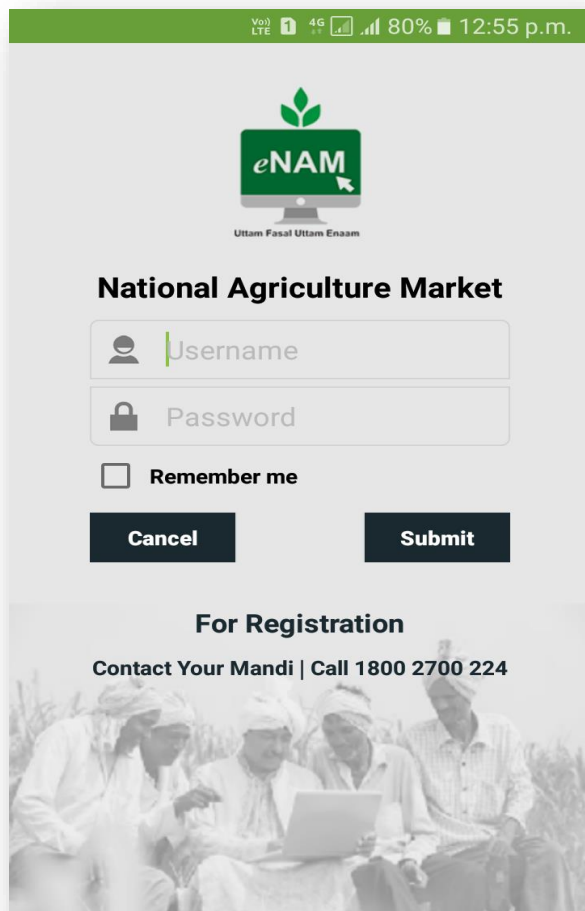
TRADER MODULE

Following section of the manual describes the options available for Traders/ buyers in the eNAM mobile application. Steps below show navigation through options for Trader after logging in with individual credentials

Home Screen

To login, trader need to select his/her respective state to carry on transactions using mobile app. Once the Trader logs in, the following tabs are available

- Bidding
- Winner List
- My Bid History
- Pending Invoices
- Feedback
- Logout

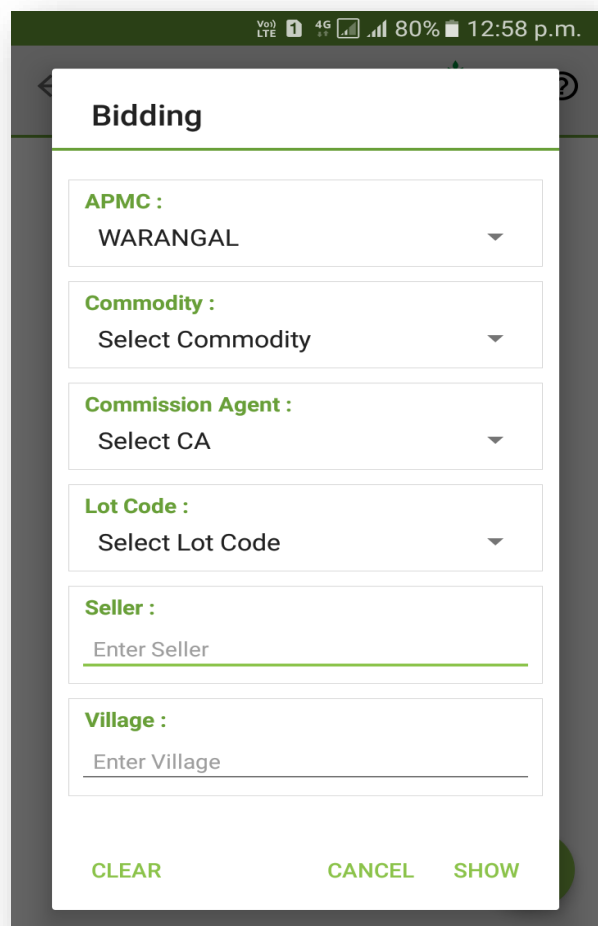
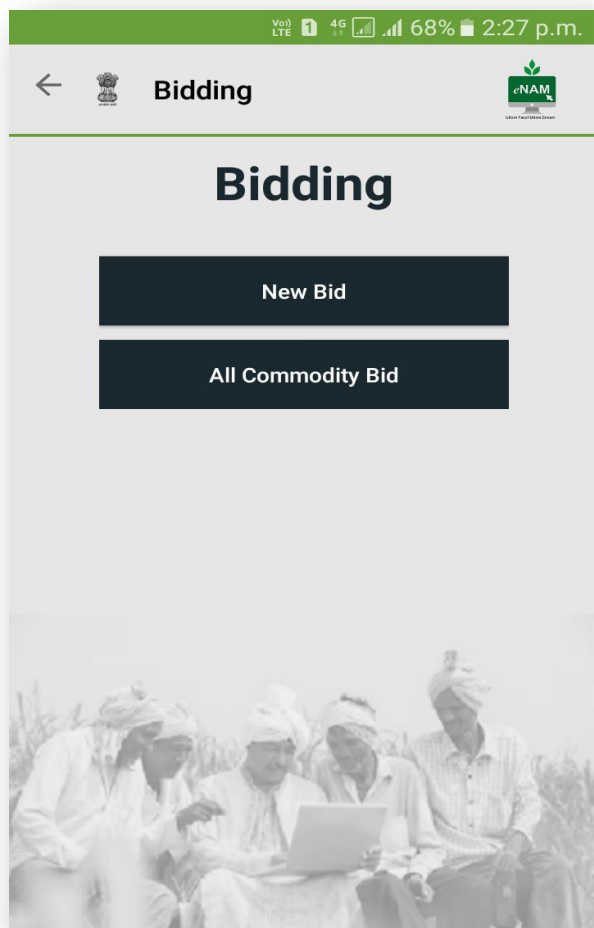




Bidding

- All Commodity Bid- In this tab all the bidding commodities can be seen by the trader, so that if interested can add to the preferred bid list.
- New Bid- In this tab the preferred commodity list of traders is shown where the trader can Bid for selected commodity.

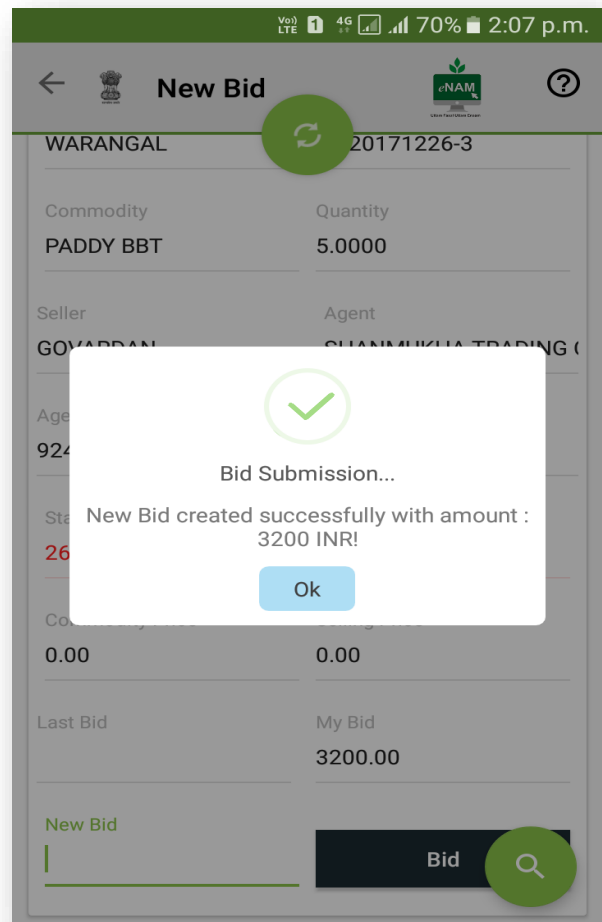
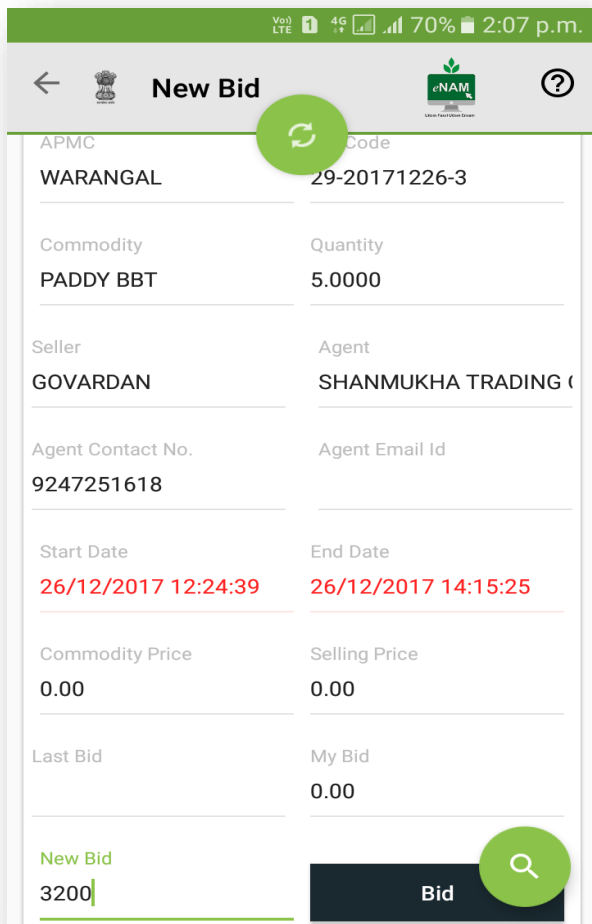
By selecting Bidding Filter, he can bid easily by search Commodity wise, CA wise, Lot wise





Bidding Process

- Trader can bid on a commodity/Lot by entering a value higher than the 'Last Bid' and providing the bid is not made after bid time is closed.
- After entering the amount in New Bid, trader clicks on Bid and trader can view the message as "New Bid Created successfully with amount: 3200".





Winner List

- Trader can access the winner list report for previous one week from the current date.
- In the winner list the participants name whether winner or not, bid date, time stamp Lot Code, Bid Rate, Quantities, Winner Name, Seller Name, Agent Name, and Commodities are populated.
- Trader can search the history of bids as per the requirement.
- In this once the date range is entered the data gets populated like APMC, Commodity, Lot Code, Quantity in Quintal, Bid Date with time and Bid Rate.

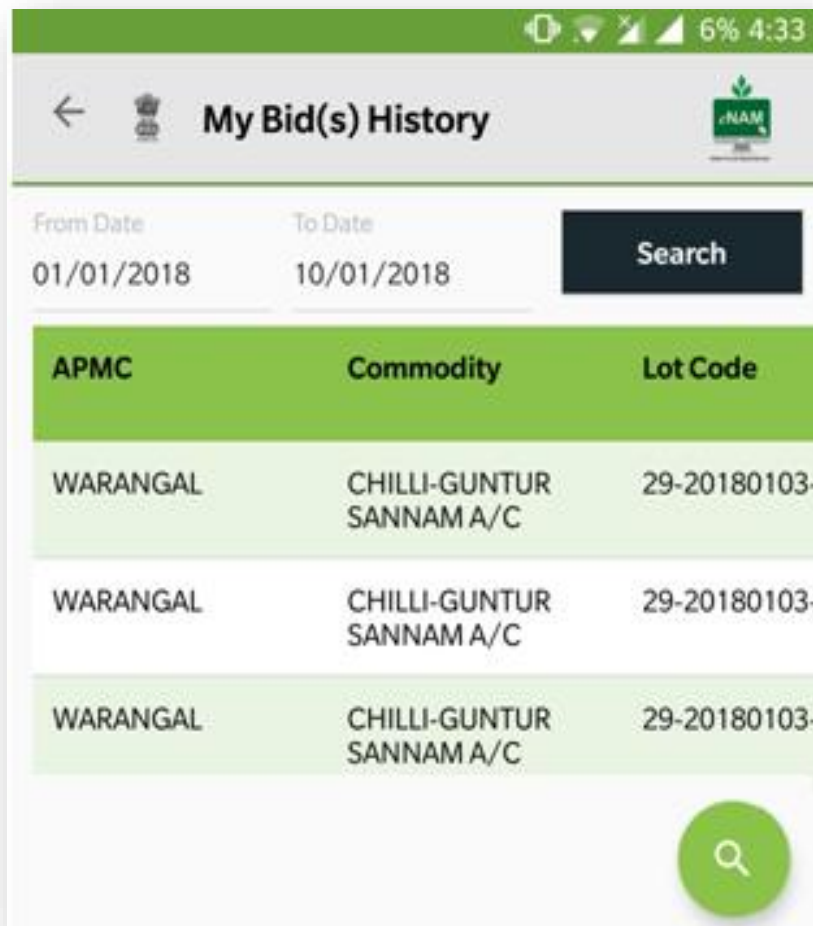
Previous one week data.

Lot Code	Seller Name	Agent Name
64-20170206-209	T.ANIL KUMAR	S. SATY, AGENT : SATYAN
64-20170206-126	E. KATHRAIAH	SARASV YENNAN
64-20170206-79	S.GOPAL	S. SATY, AGENT : SATYAN
83-20170204-86	BHUTHAGADDALA PEDDULU	DHANAN THODUR
83-20170204-78	SURA KONDAIAH	MURALI PEDDI L
83-20170204-64	EMUNDALA ANJIAH	MURALI PEDDI L
83-20170204-35	BANDARI BEERAIAH	HIMA SA LAXMIK
83-20170204-22	THARIGODDALA	SANTO



My Bid History

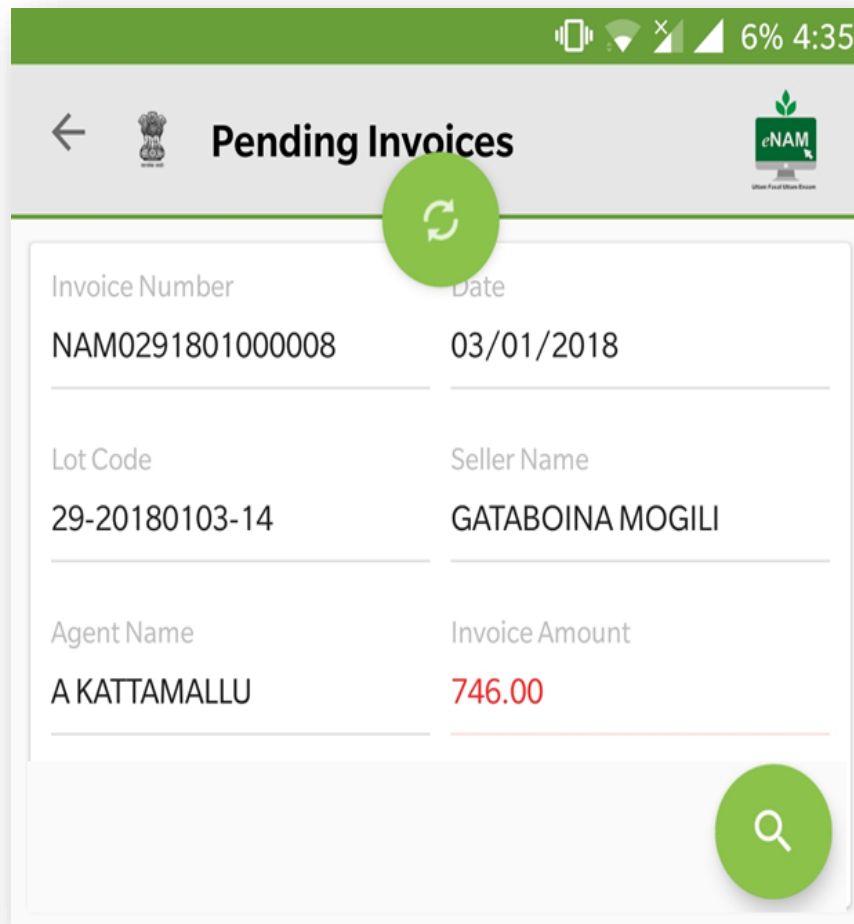
Here a trader has an option to verify his trade history. Date selection has been given so that trader can retrieve data for desired dates.





Pending Invoices

Once sale agreements and sale bills are generated for the winning lots and waiting for payment by a trader then he/she can view them in pending invoices tab. Option to view sale bill has been added.





Gate Entry

This option is available for Traders for their second resale.

12:05 4G+ 74%

National Agriculture Market

Commodity
APRICOT

Bag Type 40KGS BAG No. of bags 12

Vehicle Type CART Vehicle No. HR98HU1288

CA Firm

CA Name

Approx. Quantity(QUI)
4.80

Reset Submit

12:05 4G+ 74%

National Agriculture Market

Commodity
APRICOT

Bag Type 40KGS BAG No. of bags 12

Vehicle Type CART Vehicle No. HR98HU1288

CA Firm

CA Name

Approx. Quantity(QUI)
4.80

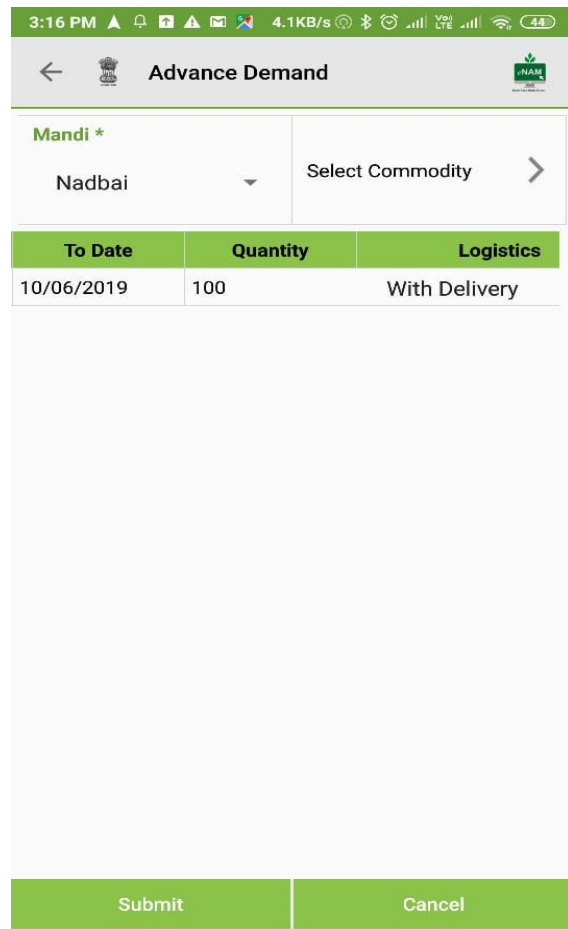
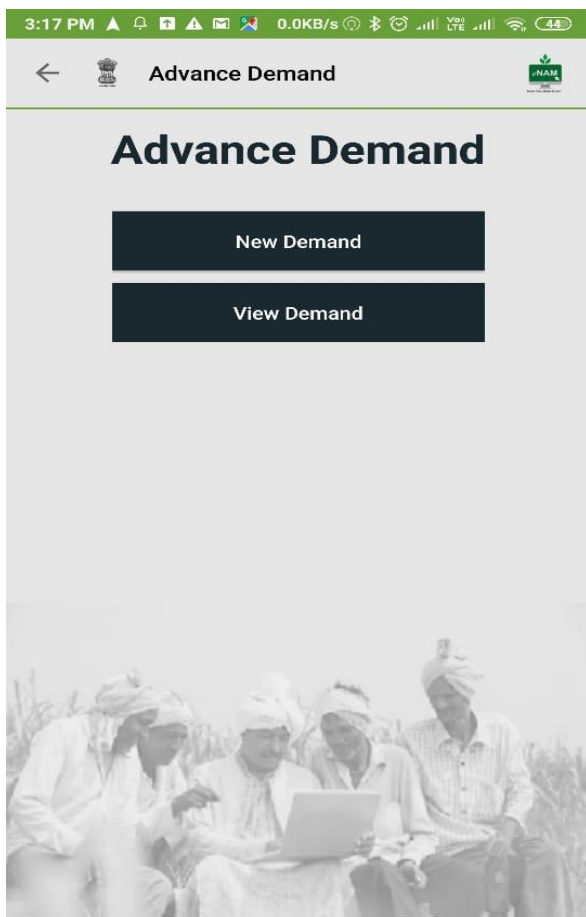
Gate Entry
Lots 1-190706-112 Record submitted successfully
Ok

Reset Submit



Advance Demand

Buyer Demand Projection Facility is helpful to the trader to get the commodity in advance without any eNAM trading. This can be seen by all eNAM registered farmers, and can respond to the requirement posted by the traders. Trader can opt advance demand for buying of commodity for future purpose.





Feedback

- In the Feedback option, traders can provide suggestion to improve eNAM process in terms of all modules.
- Trader must provide his name, email id and what suggestion he wants to give he needs to write it down and then submit.

A screenshot of the eNAM mobile application's Feedback screen. The screen has a green header bar with the text 'Feedback' and the eNAM logo. Below the header is a section titled 'Suggestion Box' with three input fields: 'Your Name *', 'Email Address *', and 'Tell us your interest *'. At the bottom of the screen is a green button labeled 'SUBMIT'. The status bar at the top shows 'VoLTE', '4G', signal strength, '82%' battery, and '10:59 a.m.'.



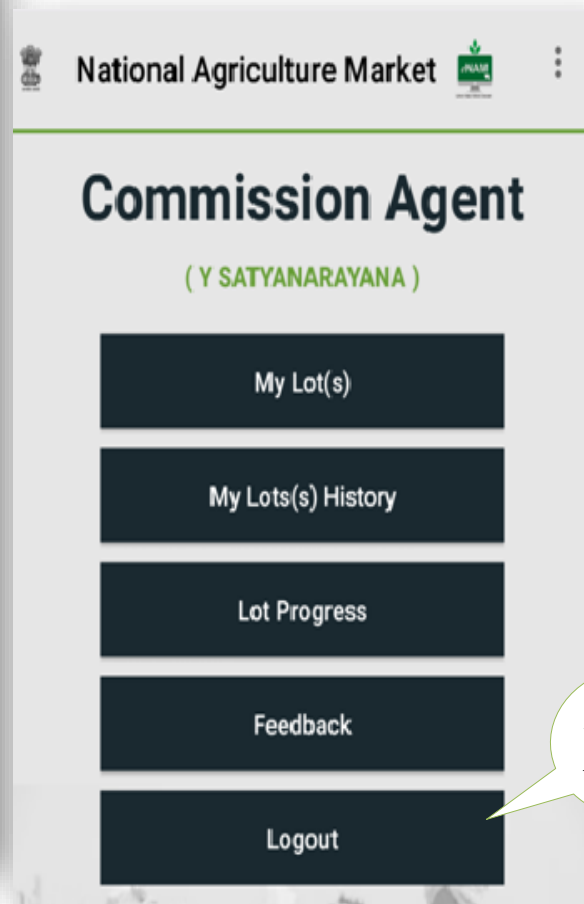
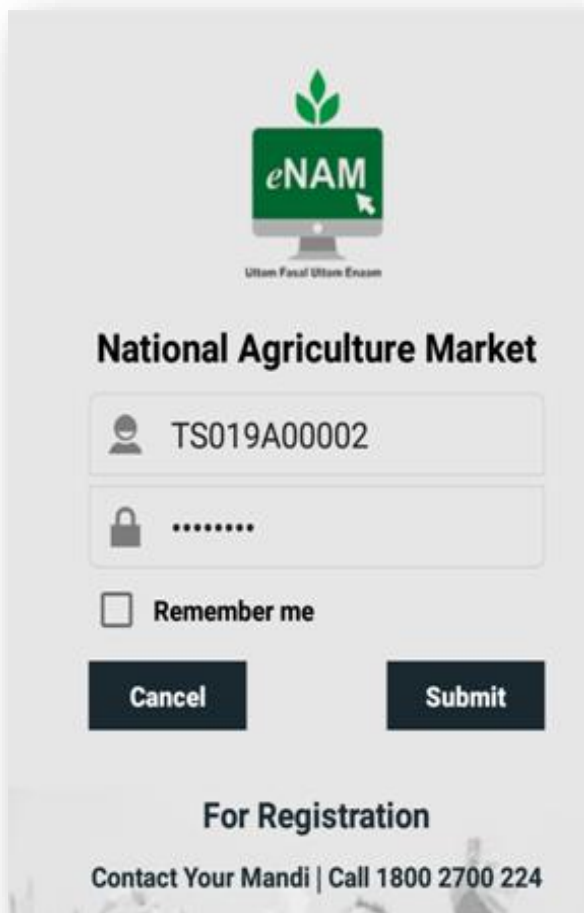
COMMISSION AGENT (CA) MODULE

The following section of the manual outlines the key activities that are being carried out by trader using eNAM mobile application.

Home Screen

To login commission agent need to select his/her respective state to carry on transactions using mobile app. Once the Trader logs in through APP as shown in the screenshot they will be able to view 5 tabs.

- My Lots
- My Lots History
- Lot Progress
- Feedback
- Logout





My Lots History

- CA can view his lots information in My Lots tab.
- In My Lots History CA can view previous 7 days' lots information.

The screenshot shows the 'My Lot(s)' screen with a header bar containing a back arrow, the Government of India emblem, the text 'My Lot(s)', and the eNAM logo. Below the header, a red text label reads 'Current day data.'. A table with a green header row displays the following data:

Lot Code	Lot Date	Seller N
29-20171227-1	27/12/2017 11:02:49	GOVAR

The screenshot shows the 'My Lot(s)' screen with a header bar containing a back arrow, the Government of India emblem, the text 'My Lot(s)', and the eNAM logo. Below the header, a red text label reads 'Current day data.'. A table with a green header row displays the following data:

Bag Type	No Of Bags	Quantity (In Quintal)
60 KG BAG	35.0000	21.0000



Lot Progress

In lot progress module a user can verify the lot status that would be updated on real time basis from gate entry to gate exit with step by step.

Lot Code	29-20171227-1
Gate Entry	<input checked="" type="checkbox"/>
Pre-Weight	<input type="checkbox"/>
Sample	<input type="checkbox"/>
Assaying	<input type="checkbox"/>
Approval	<input checked="" type="checkbox"/>
Bid Created	<input checked="" type="checkbox"/>
Bidding	<input type="checkbox"/>
Bids Submitted	<input checked="" type="checkbox"/>
Bid Declared	<input checked="" type="checkbox"/>
Bid Status	Closed
Bid Rate	3510.00



Feedback

- In the Feedback option, CA's can provide suggestion to improve eNAM process in terms of all modules.
- CA must provide his name, email id and what suggestion he wants to give he needs to write it down and then submit.

A screenshot of the eNAM mobile application's Feedback screen. The screen has a green header bar with the text 'You LTE 4G 82% 10:59 a.m.' on the right. Below the header is a grey bar with a back arrow, the Indian national emblem, the word 'Feedback', and the eNAM logo. The main content area is white with a green border and is titled 'Suggestion Box'. It contains three input fields: 'Your Name *', 'Email Address *', and a larger text area for 'Tell us your interest *'. At the bottom of the screen is a green bar with the word 'SUBMIT' in white capital letters.




FARMER MODULE

The following section of the manual outlines the key activities that are being carried out by trader using eNAM mobile application.

Home Screen

To login farmer needs to select his/her respective state to carry on transactions using mobile app. Once the farmer logs in through APP the following screen appears with six tabs.

- My Lots
- My Trade History
- Lots for Consent
- Lot Progress
- Gate Entry
- Advanced Demand
- Feedback
- Logout



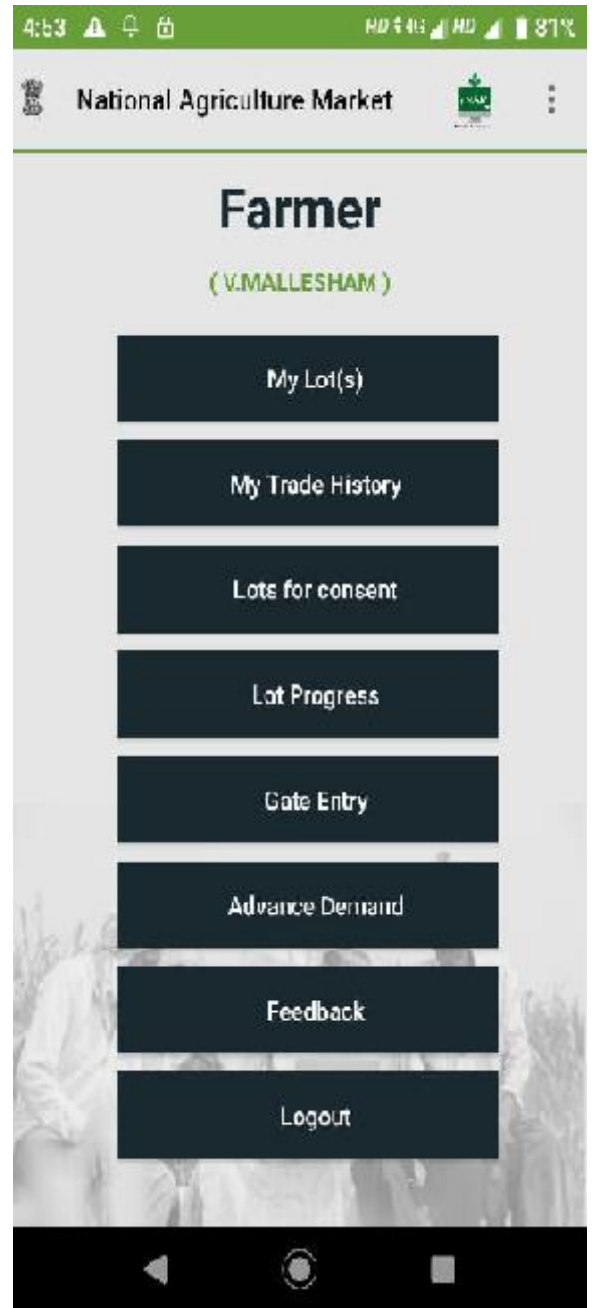
National Agriculture Market

Remember me

Cancel **Submit**

For Registration

Contact Your Mandi | Call 1800 2700 224





My Lots

Farmer can view his latest traded lots in 'my lots' tab.

Current day data.		
Lot Code	Lot Date	Seller N
29-20171227-1	27/12/2017 11:02:49	GOVARL

Current day data.		
Bag Type	No Of Bags	Quantity (In Quintal)
60 KG BAG	35.0000	21.0000



My Trade History

In this tab farmer can view his lots that were traded in last one week.

The screenshot shows the 'Trade History' screen in the eNAM mobile application. At the top, there is a back arrow, the Government of India emblem, the title 'Trade History', and the eNAM logo. Below the title bar, a red text message reads 'Previous one week data.'. A table with three columns is displayed: 'Lot Code', 'Lot Date', and 'Agent Name'. The table contains one data row with the following values: Lot Code '30-20180107-2', Lot Date '07/01/2018 15:56:26', and Agent Name 'AANJIAH'.

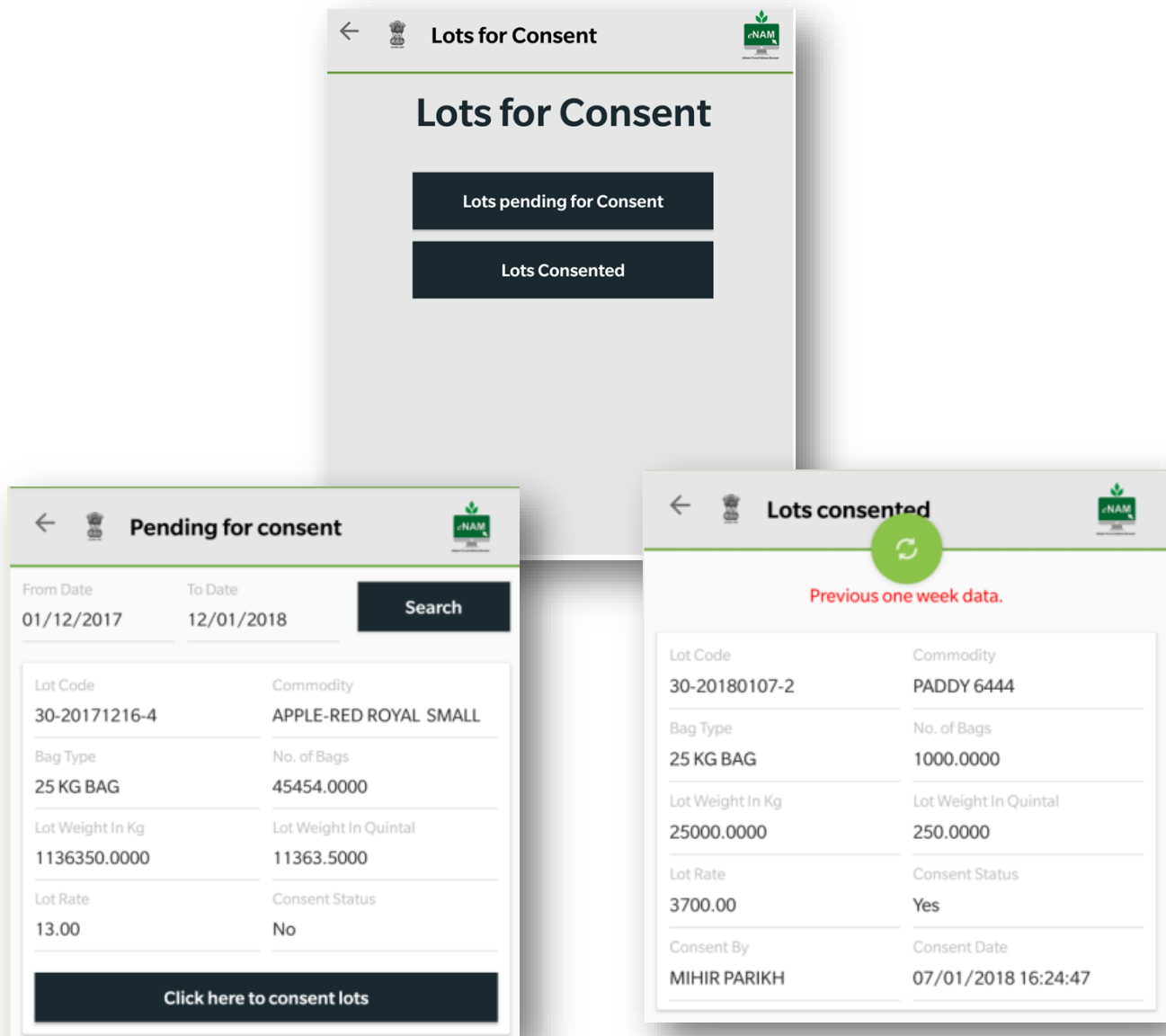
Lot Code	Lot Date	Agent Name
30-20180107-2	07/01/2018 15:56:26	AANJIAH



Lots for Consent

- Lots pending for Consent
- Lots consented

List of all lots that are traded would be displayed for farmer's consent. If the price offered to the lot is acceptable to the farmer, he clicks on consent lots and further lots consented are displayed in lots consented.





Lot Progress

In lot progress module a user can verify the lot status that would be updated on real time basis from gate entry to gate exit

The screenshot shows the 'Lot Progress' screen in the eNAM mobile application. At the top, there is a back arrow, a crown icon, the title 'Lot Progress', and the eNAM logo. Below the title is a search bar labeled 'Lot Code' with a magnifying glass icon. The main content is a table with the following data:

Lot Code	29-20171227-1
Gate Entry	<input checked="" type="checkbox"/>
Pre-Weight	<input type="checkbox"/>
Sample	<input type="checkbox"/>
Assaying	<input type="checkbox"/>
Approval	<input checked="" type="checkbox"/>
Bid Created	<input checked="" type="checkbox"/>
Bidding	<input type="checkbox"/>
Bids Submitted	<input checked="" type="checkbox"/>
Bid Declared	<input checked="" type="checkbox"/>
Bid Status	Closed
Bid Rate	3510.00



Gate Entry

This option is available for the Farmers, for booking advance temporary LOT for future purpose.

12:05 4G 74%

National Agriculture Market

Commodity
APRICOT

Bag Type 40KGS BAG No. of bags 12

Vehicle Type CART Vehicle No. HR98HU1288

CA Firm

CA Name

Approx. Quantity(QUI)
4.80

Reset Submit

12:05 4G 74%

National Agriculture Market

Commodity
APRICOT

Bag Type 40KGS BAG No. of bags 12

Vehicle Type CART Vehicle No. HR98HU1288

CA Firm

CA Name

Approx. Quantity(QUI)
4.80

Gate Entry
Lots 1-190706-112 Record submitted successfully
Ok

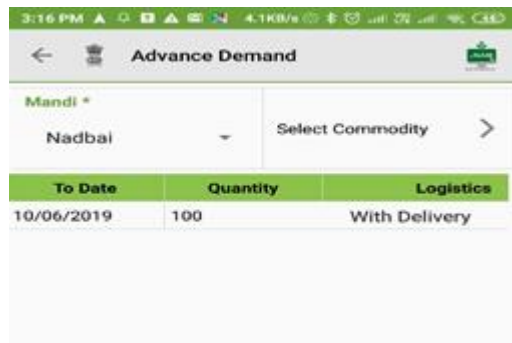
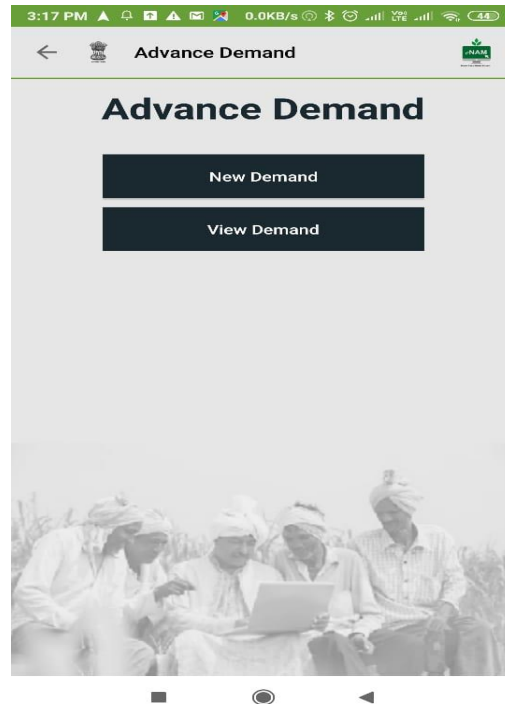
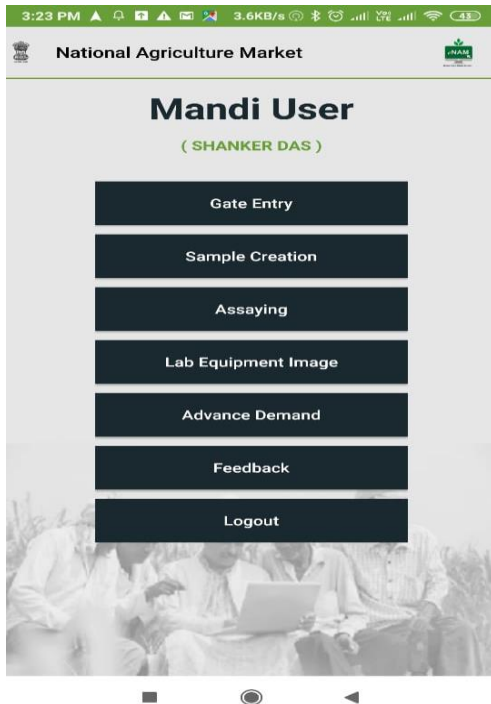
Reset Submit



Advanced Demand

Buyer Demand Projection Facility is helpful to the trader to get the commodity in advance without any eNAM trading.

This can be seen by all eNAM registered traders. Farmer can opt advance demand for selling of commodity for future purpose.





Feedback

- In the Feedback option, farmer can provide suggestion to improve eNAM process in terms of all modules.
- Farmer must provide his name, email id and what suggestion he wants to give he needs to write it down and then submit.

A screenshot of the eNAM mobile application's Feedback screen. The status bar at the top shows 'VoLTE', '4G', signal strength, '82%' battery, and '10:59 a.m.'. The app header includes a back arrow, the Government of India emblem, the title 'Feedback', and the eNAM logo. Below the header is a 'Suggestion Box' section with three input fields: 'Your Name *', 'Email Address *', and a larger text area for 'Tell us your interest *'. A green 'SUBMIT' button is located at the bottom of the form.

For additional information, call on 1800 2700 224